



## Practical guide

# *Evaluation of selection criteria*

### *Summary*

Criteria of the exploratory phase .....	Page 3
Criteria of the identification phase .....	Page 5
Criteria of the selection phase .....	Page 6

## Presentation of AfricaRice and Afrique-learning

### **AfricaRice:**

AfricaRice is a leading pan-African rice research organization committed to improving livelihoods in Africa through solid science and effective partnerships. AfricaRice is a research center of CGIAR, which is part of a global research partnership on future food security. It is also an intergovernmental association of African member countries. Today, it has 30 member countries. The mission of AfricaRice is to contribute to poverty reduction and food security in Africa through research, development and partnership activities, aimed at increasing the productivity and profitability of the rice sector so as to guarantee the sustainability of the agricultural environment.

### **Afrique-Learning:**

Afrique-learning is a Beninese cooperative which creates and manages vocational e-learning courses specially designed for African youth. Courses are tailor-made in collaboration with experts in the field with the aim of producing interactive, illustrated, interesting and easy-to-study courses that provide the student with important information in simple and appropriate language. Learning is done independently at the student's own pace, it is assessed and a course certificate is attained following a final test. Courses are available on computer, smartphone or android tablet. They only require a very modest bandwidth and are therefore within the reach of students. Registration and classes are free.

## Acknowledgements

Development of the toolkit was supported by AfricaRice project: "Fostering the Impact of Rice Technologies for Better Livelihoods in Sub Saharan Africa (FIRITEL)" funded by the Belgian Development Cooperation.

## Context of the guide




This guide can be used by technicians during the evaluation after the data collection. Here they can see at a glance at which values the inland valleys should be assessed against the respective criteria.

## Interpretation of the guide

Each criterion will take specific values for each inland valley you study. The different values of the criteria are represented with different colors.

These colors indicate the suitability of the inland valley according to the criterion considered:

- green - the inland valley is accepted
- yellow - the inland valley is not fully accepted but you have to see the interaction with other criteria
- red - the inland valley is excluded from the selection procedure

Accepted inland valley	
inland valley not entirely accepted	
Excluded inland valley	

## Criteria of the exploratory phase

### Inland valley accessibility

Accessible	Green
Inaccessible	Red

### Area (ha)

At least 5 ha	Green
Inferior to 5 ha	Red

### Intensity of inland valley development

High intensity	Green
Low intensity	Red

### Number of farmers

At least 7 farmers	Green
Less than 7 farmers	Red

### Cultures practiced

Rice and others cultivations	Green
Others cultivations than rice	Red

### Floods

No floods	Green
Some part of the area are often flooded	Yellow
Large parts of the inland valley are often flooded	Red

**Transverse slope**

No slope	Red
Slight slope	Green
High slope	Yellow
Very high slope	Red

**Soil type  
Classification**

Sandy / clay	Green
Loamy / clay	Green
Loamy / clay / sandy	Green
Sandy / loam	Yellow
Loam	Yellow
Clay	Yellow
Sand	Red

## Criteria of the identification phase

<b>Land ownership</b>	Village	
	State	
	Owned by a group of farmers	
	Family	
	Individual	

<b>Access mode to the inland valley</b>	Inheritance	
	Donation	
	Purchase by a producers group	
	Loan	
	Used but for sale	
	Rent	

**Average experience on site of the farmers (in years)**

From 3 years	
Less than 3 years	

**Products destination**

Majority for the market	
Majority for self consumption	

**Processing and market access**

Market and processing are rather close	
Market and processing are rather far	

## Criteria of selection phase

**Landowner's  
willingness**

Yes	Green
No	Red

**Willingness of  
farmers and the  
village community**

Farmers' willingness and village community' s willingness	Green
Farmers' willingness and village community' s unwillingness	Yellow
Farmers' unwillingness	Red

**Nature of the  
farmers'  
contribution**

Agreement on the development work	Green
Supply of water and food	Green
Non-agreement on the development work	Red